

## Brussels Grand Place

General information			
Respective blueprint	Flower carpet		
Description	<p>Students will get to know the European capital, Brussels, and the Grand Place's colourful carpet in front of the Town Hall. They will also learn about the other member countries of the European Union. They will create a common product - a colourful napkin carpet and their product - a country flag.</p> <p>They will solve compound number expressions with different mathematical operations, find an unknown number in an equation, the circumference of a rectangle and work with units of measurement.</p>		
Learning objectives	<ul style="list-style-type: none"> <li>• To acquire knowledge about the continent of Europe, the European capital, the square with the flower carpet, the flags of the member countries of the European Union and the anthem;</li> <li>• To practise mathematical operations - addition, subtraction, multiplication and division;</li> <li>• To update the knowledge of a rectangle and its elements;</li> <li>• To learn practical skills and develop qualities such as diligence, accuracy, precision, aesthetic taste and the ability to work in a team.</li> </ul>		
Related curricular subjects	<p><b>History</b> - knowledge about the continent of Europe, the European capital, the flags of the member states, the anthem;</p> <p><b>Geography</b> - location of the continent and Brussels on the map;</p> <p><b>Mathematics</b> - solving arithmetic problems, knowledge of rectangles;</p> <p><b>Technology and enterprise</b> - making a model of carpet and flags;</p> <p><b>Music</b> - perform the anthem of Europe.</p>		
Duration	80 minutes		
Level of difficulty	Basic <input type="checkbox"/>	Medium <input checked="" type="checkbox"/>	Advanced <input type="checkbox"/>
Inclusivity guidelines			

<p>How to integrate students with SLD</p>	<ul style="list-style-type: none"><li>•Formulate short, simple instructions that only require one action at a time.</li><li>•If you give oral instructions, keep track of them in the form of pictograms or written on the board.</li><li>•When you give instructions (oral or written), highlight the word of action so pupils know what they are expected to do.</li><li>•When possible, you can show the expected result of the manipulation.</li><li>•When creating groups, try to place students with difficulties with students who are generally more advanced so that they can help each other (for example, a dyspraxic student will have much difficulty with cutting tasks).</li></ul>
<p>How to integrate students who work faster</p>	<p>Quicker students will monitor whether the requirements for glueing and drawing flowers on the carpet are met.</p> <p>When making the flags, they will help the students who are delayed.</p>

## Step-by-step description of the lesson

Step 1: Math problems

Estimated time: 5 minutes

The class is divided into 4 teams.

On a worksheet, they solve problems and find a code word /Europe/.

Step 2: History and facts

Estimated time:  
15 minutes

Introduction:

- Europe - one of the seven continents, composed of many countries. 27 are united in a political and economic union, including Bulgaria. The European Union contributes to advancing peace and consensus, democracy and human rights in Europe. Our country became a member of the European Union on 1 January 2007. The seat of the European Parliament is in three countries - Belgium, France and Luxembourg.
- Belgium is a small Western European country with a rich cultural heritage and interesting history. It boasts incredibly delicious cuisine, beer and chocolate that are a must-try.
- One of the major attractions in the capital, Brussels is the Grand Place. It is home to the town hall and other buildings with impressive architecture. Many tourists visit it. What attracts them is the colourful carpet made of over 700,000 living begonias.
- Not far from it, in front of the European Parliament building, the flags of the Member States are raised on high pylons.

The information is supplemented with a presentation by the teacher.

Internet videos

Step 3: EU countries

Estimated time:  
5 minutes

They solve a word problem and get the number of EU member states in the answer.

The map of Europe is displayed on the interactive board, and the students name the countries that are members of the European Union.

Step 4: EU countries' flags

Estimated time:  
15 minutes

Every country has its symbols, and one of them is the flag.

Each student from the four teams has the task of drawing the flag of an EU country. They find the image on the internet /tablet, phone/ and recreate it on the block sheet.

They place a wooden stick as a handle.

Flags are arranged in rows.

Step 5: Creating a flower carpet

Estimated time:  
40 minutes

Students make a model of the Great Square carpet on a cadastron by glueing balls of coloured napkins, following the motifs in the photo.

They join the individual elements made by each team to form a large carpet.

They comment on its shape. Name the elements of the geometric figure and look for objects around them with the same condition.

They find the circumference of the model of the carpet.

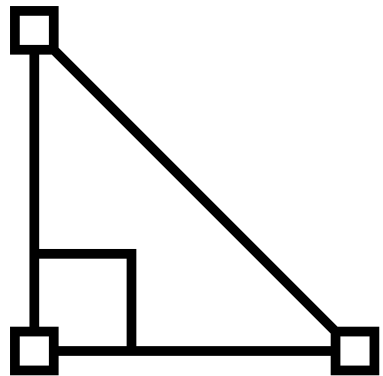
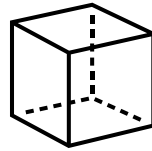
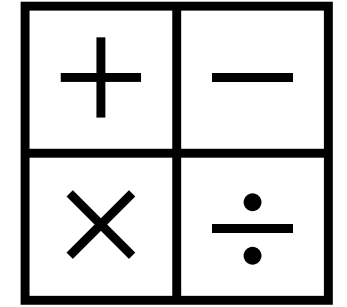
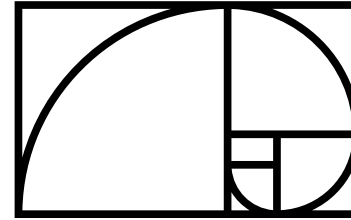
## Assessment activities

### Activity 1: Game

In two piles are placed face-down images of flags and notes with names of countries. Each player draws a sheet from both banks. The goal is for students to determine if there is a correspondence between the drawn country and the flag.

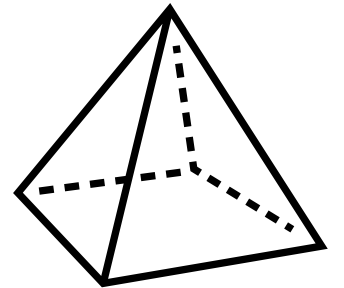
## Attachments

- Presentation
- Worksheet



Flower carpet

# The Grand Place in Brussels





# European Union


Europe is one of seven continents made up of many countries. 27 of them are united in a political and economic union. The European Union contributes to the progress of peace and agreement, democracy and human rights in Europe.

As decided by EU member state government leaders (European Council) in 1992, the Parliament has three places of work - Strasbourg (its official seat), Brussels and Luxembourg.

# Countries in the European Union



- [https://en.wikipedia.org/wiki/Flags\\_of\\_Europe](https://en.wikipedia.org/wiki/Flags_of_Europe)



# Belgium, Brussels

Belgium is a small country in Western Europe with a rich cultural heritage and an interesting history. It boasts extremely delicious cuisine, beer and chocolate, which must be tasted.



# Brussels, Belgium



- [https://commons.wikimedia.org/wiki/File:Grote Markt \(9379072012\).jpg](https://commons.wikimedia.org/wiki/File:Grote_Markt_(9379072012).jpg)



## *The Great Square*

[https://commons.wikimedia.org/wiki/File:Brussels\\_floral\\_carpet\\_B.jpg](https://commons.wikimedia.org/wiki/File:Brussels_floral_carpet_B.jpg)

*Parliament*



<https://www.pxfuel.com/en/free-photo-xnjiu>

# The carpet of the Grand Place

One of the biggest attractions in the capital Brussels is the Grand Place. It is home to the town hall, as well as other buildings with impressive architecture.

It is visited by many tourists. What attracts them is the colorful carpet made of over 700,000 living begonias.

Not far from it, in front of the European Parliament building, the flags of the member states are raised on high pylons.





## Task 1.

Solve the task and you will find out how many EU member states there are.

**A girl thought of a number, put it together with the number 564 and got 591. Which number did the girl think of??**

.....

.....



## Task 2.

Measure in centimeters the model of the carpet and find its circumference.

.....

.....

## DISCLAIMER

Funded by the European Union. Views and opinions expressed are however those of the author(s) only and do not necessarily reflect those of the European Union or the European Education and Culture Executive Agency (EACEA). Neither the European Union nor EACEA can be held responsible for them.



**Co-funded by  
the European Union**